

Covid 19 dashboard state-wise distribution

1bn

Population

12K

Active

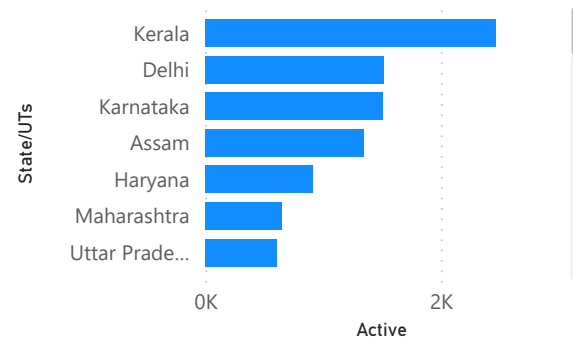
522K

Deaths

43M

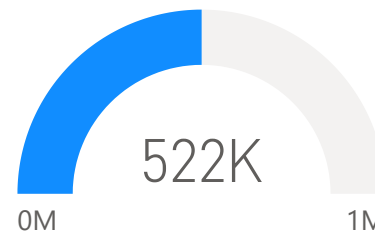
Discharged

Active by State/UTs

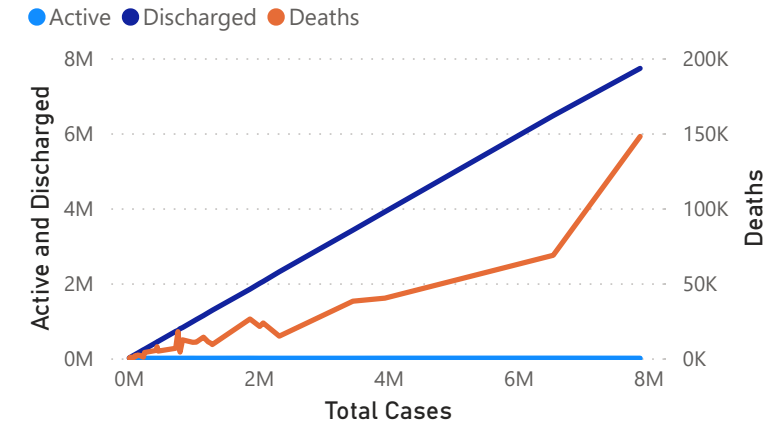


Deaths	Active	Discharged	State/UTs
147827	646	7727372	Maharashtra
68615	2466	6466280	Kerala
40057	1506	3904806	Karnataka
38025	231	3415007	Tamil Nadu
26160	1518	1840872	Delhi
23500	610	2047511	Uttar Pradesh
21200	311	1996295	West Bengal
17743	57	741455	Punjab
14730	43	2304872	Andhra Pradesh
14034	12	1138171	Chhattisgarh
521965	11542	42510773	

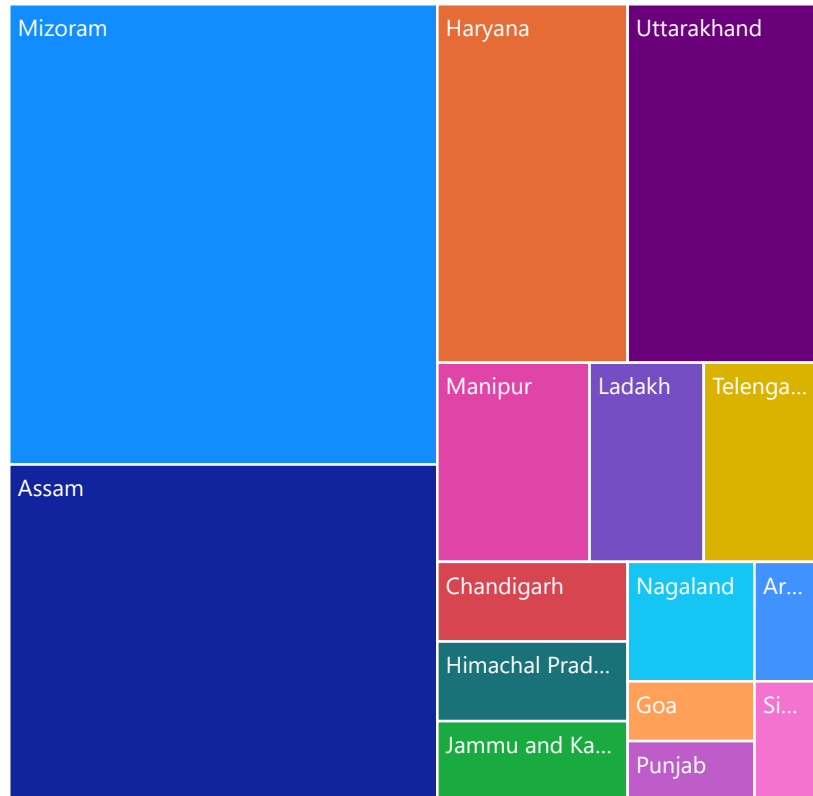
Deaths



Active, Discharged and Deaths by Total Cases



Active Ratio and Discharge Ratio by State/UTs



Active and Discharged by State/UTs



Total Cases

10034

1124301



[Help Q&A...](#) [Add synonyms now](#) ✕

[Ask a question about your data](#) 🔗 ⚙️

Try one of these to get started

